



# CHARTS

## BUYS

### TECH



### IAC



## GOOG



## INTC



## TYL



## PATH



## XRAY



## DT



## CRM



## APP



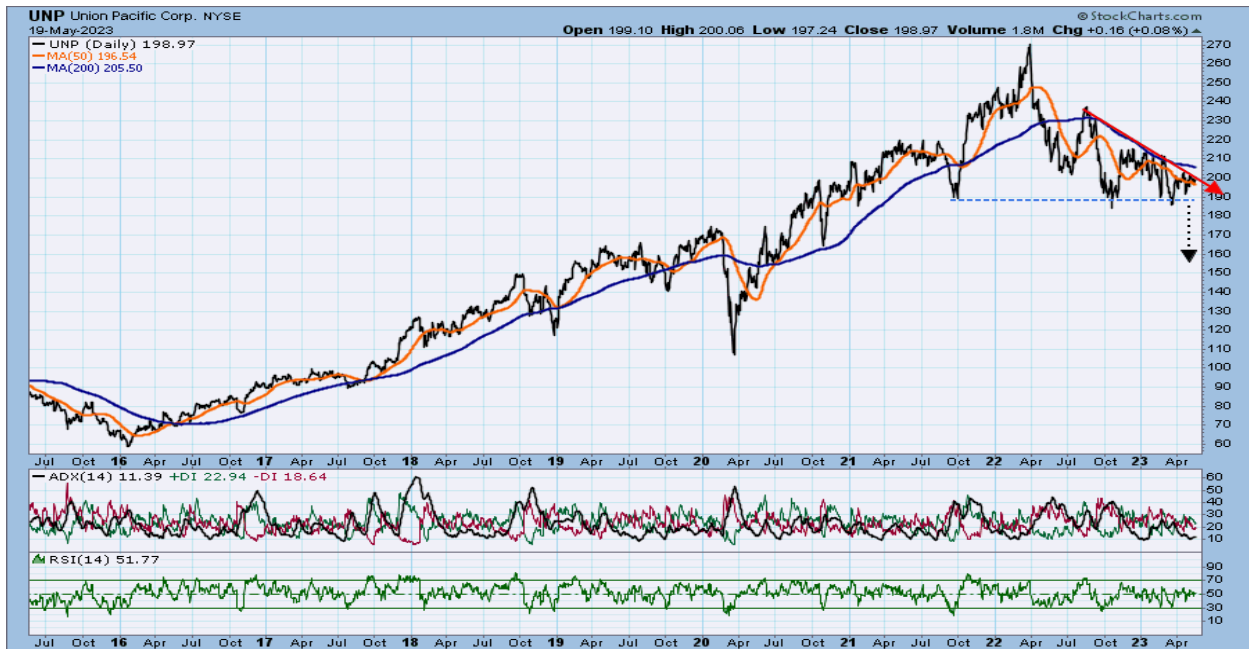


## SELLS

### HOMB



### UNP



## OZK



## EQH





## WRB



## ELV



## OXY



## KR



## UNH

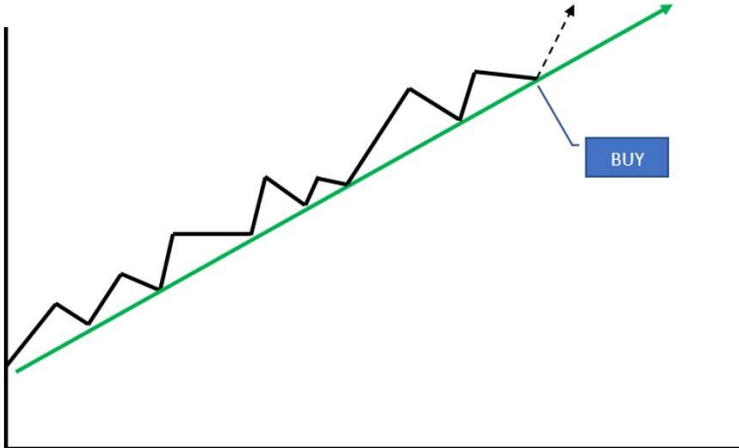


## NOC

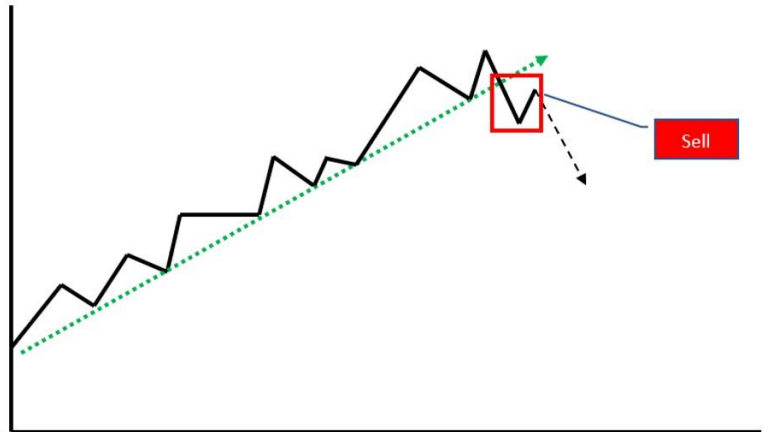


*Actionable stocks usually fit one of the 6 TPA charts at the bottom of this report*

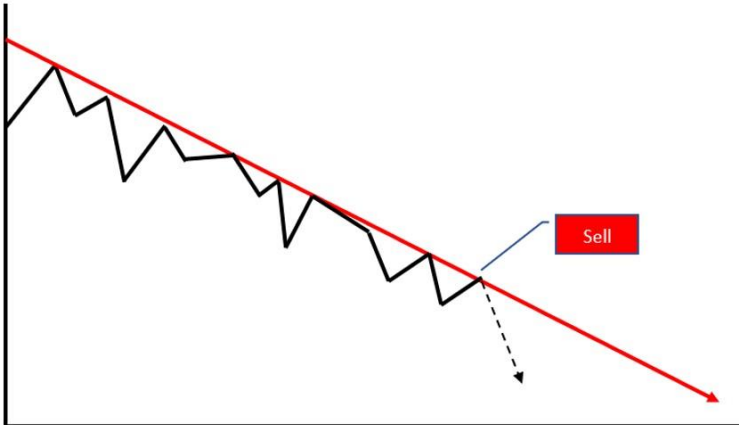
1. **Uptrend intact**, recent decline is a buying opportunity



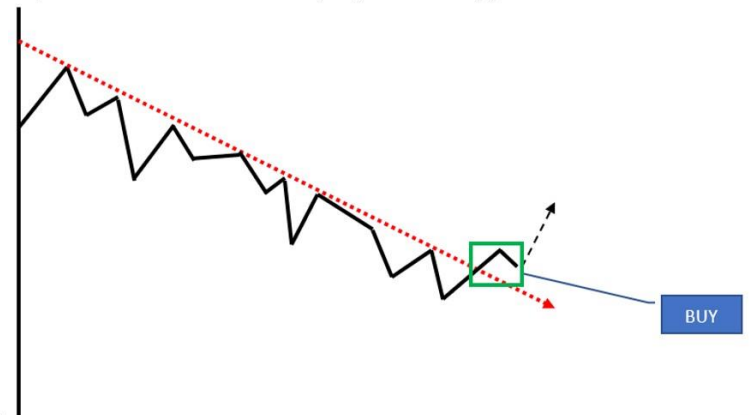
2. **Uptrend violation**, sell at new resistance



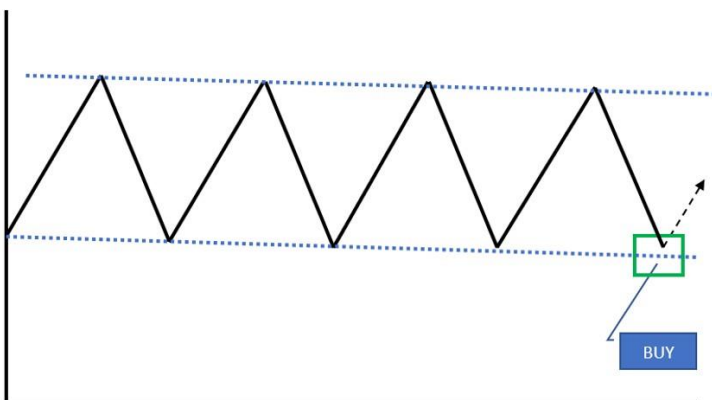
3. **Downtrend intact**, recent rally is a selling opportunity



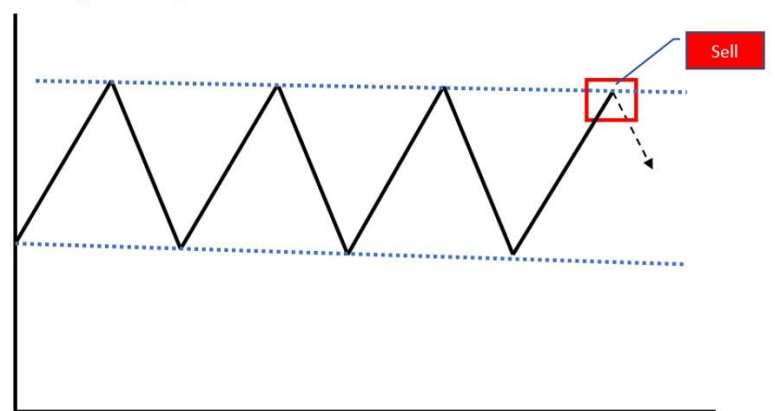
4. **Downtrend violation**, buy at new support



5. **Bottom of range**, buy at established support



6. **Top of range**, sell at established resistance



**CLICK ON LINKS BELOW FOR TECHNICAL INDICATOR EXPLANATIONS:**

**ASCENDING - DESCENDING TRIANGLE**  
**BASING-TOPPING-CONSOLIDATION**  
**BREAKOUT (Breakdown)**  
**CHANNEL & RANGE**  
**DIRECTIONAL MOVEMENT INDEX (DMI)**  
**DOUBLE BOTTOM or DOUBLE TOP**  
**MACD-MOVING AVERAGE CONVERGENCE-DIVERGENCE**  
**MOVING AVERAGES**  
**RELATIVE STRENGTH & PEER STOCK PERFORMANCE**  
**REPEATING PATTERNS**  
**RSI-RELATIVE\_STRENGTH**  
**SUPPORT, RESISTANCE, BREAKOUT, BREAKDOWN**  
**TREND**

Visit TPA at <http://www.turningpointanalyticsllc.com/>

**ALWAYS REMEMBER: No strategy exists in a vacuum – always evaluate the relevant sector & market.**  
*Over 80% of portfolio performance is determined by sector and market forces (Ibbotson & Kaplan study – January/February 2000)*

**Turning Point Analytics Disclaimer**

Turning Point Analytics (TPA) is only one of many tools that an investor should use to make a final investment decision. TPA is an overlay on top of a client's good fundamental or macro analysis. TPA does not create or provide fundamental analysis. The information in this communication may include technical analysis. Technical analysis is a discipline that studies the past trading history of a security while trying to forecast future price action. Technical analysis does not consider the underlying fundamentals of the security in question and it does not provide information reasonably sufficient upon which to base an investment decision. Investors should not rely on technical analysis alone while making an investment decision. Before making an investment decision, investors should consider reviewing all publicly available information regarding the security in question, including, but not limited to, the underlying fundamentals of the security and other information which is available in filings with the Securities and Exchange Commission. The information and analysis contained in reports provided by TPA are copyrighted and may not be duplicated or redistributed for any reason without the express written consent of TPA. The information in this communication is for institutional or sophisticated investors only. By accepting this communication, the recipient agrees not to forward, and/or copy the information to any other person, except as permitted, or required by law. TPA does not guarantee accuracy or completeness. TPA is a publisher of technical research and has no investment banking or advisory

*relationship with any company mentioned in any report. Reports are neither a solicitation to buy nor an offer to sell securities. Past performance is in no way indicative of future results. Opinions expressed are subject to change without notice. TPA will provide, upon request, the details of any past recommendations. TPA's analysis and recommendations should not be used as the sole reason to buy or sell any security. TPA may compensate brokers and intermediaries for sales and marketing services. You understand and acknowledge that there is a very high degree of risk involved in trading securities and/or currencies. The Company, the authors, the publisher, and all affiliates of Company assume no responsibility or liability for your trading and investment results. It should not be assumed that the methods, techniques, or indicators presented will be profitable or that they will not result in losses. Statements, data, and analysis made by TPA or in its publications, are made as of the date stated and are subject to change without notice. TPA and/or its officers and employees may, from time to time acquire, hold, or sell a position in the securities mentioned herein. Upon request, TPA will furnish specific information in this regard. TPA will not be held liable for losses caused by conditions and/or events that are beyond TPA's control including, but not limited to war, strikes, natural disasters, new government restrictions, market fluctuations, and communications disruptions.*